












KTE Summary Report - Farm to School NB Spring Gathering (May 2015)

French Summary follows on Page 11

Question 1 What is your primary role? (Please check ONLY one)
















| Response | Chart | Percentage | Count |
|---|--|------------|-----------|
| Clinician/Health care provider |  | 0.0% | 0 |
| Policy maker |  | 0.0% | 0 |
| Health system decision maker |  | 0.0% | 0 |
| Health system worker |  | 0.0% | 0 |
| Researcher/Evaluator |  | 0.0% | 0 |
| Public health practitioner/Health promoter |  | 0.0% | 0 |
| Epidemiologist/Statistician/Analyst |  | 0.0% | 0 |
| Policy specialist/analyst |  | 0.0% | 0 |
| Patient/patient advocate |  | 0.0% | 0 |
| First Nations, Inuit, or Métis representative |  | 0.0% | 0 |
| Other (please specify): |  | 100.0% | 17 |
| Total Responses | | | 17 |

Question 1 What is your primary role? (Please check ONLY one) (Other (please specify):)

| # | Response |
|-----|--|
| 1. | Farmer |
| 2. | Teacher |
| 3. | NB FSAN Intern |
| 4. | F2S Coordinators |
| 5. | Teacher. Developed F2S into St. Bon's College |
| 6. | Education assistant |
| 7. | Food Service Provider |
| 8. | Environmental communication |
| 9. | Community School Coordinator |
| 10. | Community coordinator |
| 11. | Farm provider. Collete et approvisionnement de produits locaux |

| | |
|-----|--------------------------------|
| 12. | Distract scolaire |
| 13. | Agente communautaire |
| 14. | Service alimentaire |
| 15. | Cooperative agricole/directeur |

Question 2 In what type of organization do you work or volunteer? (i.e. for your primary role) (Please check ONLY one)
















| Response | Chart | Percentage | Count |
|---|---|------------|-----------|
| Provincial/Territorial cancer agency |  | 0.0% | 0 |
| Provincial/Territorial ministry (health or other) |  | 0.0% | 0 |
| Federal government department or national agency |  | 0.0% | 0 |
| Local/regional government agency |  | 0.0% | 0 |
| Regional health authority/LHIN |  | 0.0% | 0 |
| Public/Community health unit |  | 0.0% | 0 |
| Health care provider organization |  | 0.0% | 0 |
| Academic/Research Institution |  | 17.6% | 3 |
| Professional association |  | 0.0% | 0 |
| Cancer-related interest or advocacy group |  | 0.0% | 0 |
| First Nations, Inuit or Métis organization/ community |  | 0.0% | 0 |
| Non-governmental organization |  | 23.5% | 4 |
| Private sector/consulting organization |  | 0.0% | 0 |
| International organization/agency |  | 0.0% | 0 |
| Other (please specify): |  | 58.8% | 10 |
| Total Responses | | | 17 |

Question 2 In what type of organization do you work or volunteer? (i.e. for your primary role) (Please check ONLY one) (Other (please specify):)

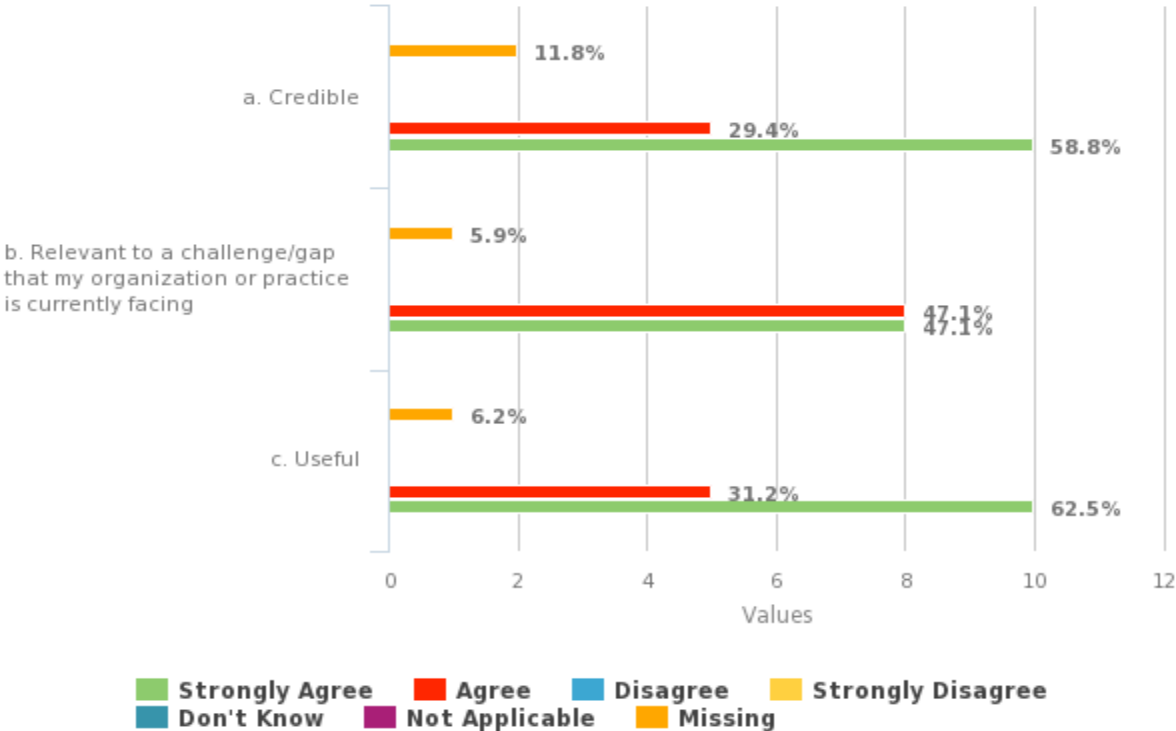
| # | Response |
|----|-------------------------------|
| 1. | Farmer |
| 2. | Education sector |
| 3. | Elementary school |
| 4. | Independent school |
| 5. | School |
| 6. | National Food Service Company |
| 7. | School |

| | |
|----|----------------------|
| 8. | Cooperative Agricole |
| 9. | Education |

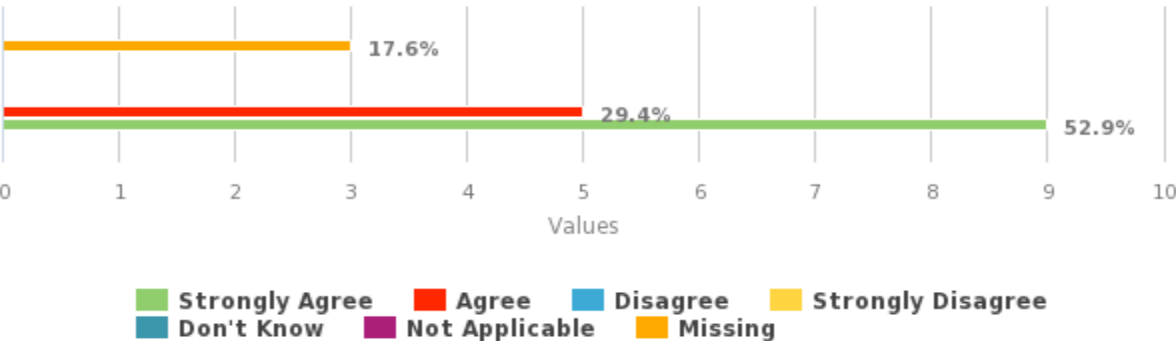
Question 3 Within which jurisdiction does your primary organization undertake activities? (Please check ONLY one)

| Response | Chart | Percentage | Count |
|---------------------------|---|------------|-----------|
| Canada-wide |  | 5.9% | 1 |
| Alberta |  | 0.0% | 0 |
| British Columbia |  | 0.0% | 0 |
| Manitoba |  | 0.0% | 0 |
| New Brunswick |  | 76.5% | 13 |
| Newfoundland and Labrador |  | 11.8% | 2 |
| Nova Scotia |  | 0.0% | 0 |
| Ontario |  | 0.0% | 0 |
| Prince Edward Island |  | 0.0% | 0 |
| Quebec |  | 0.0% | 0 |
| Saskatchewan |  | 0.0% | 0 |
| Northwest Territories |  | 0.0% | 0 |
| Nunavut |  | 0.0% | 0 |
| Yukon |  | 0.0% | 0 |
| International |  | 5.9% | 1 |
| Total Responses | | | 17 |

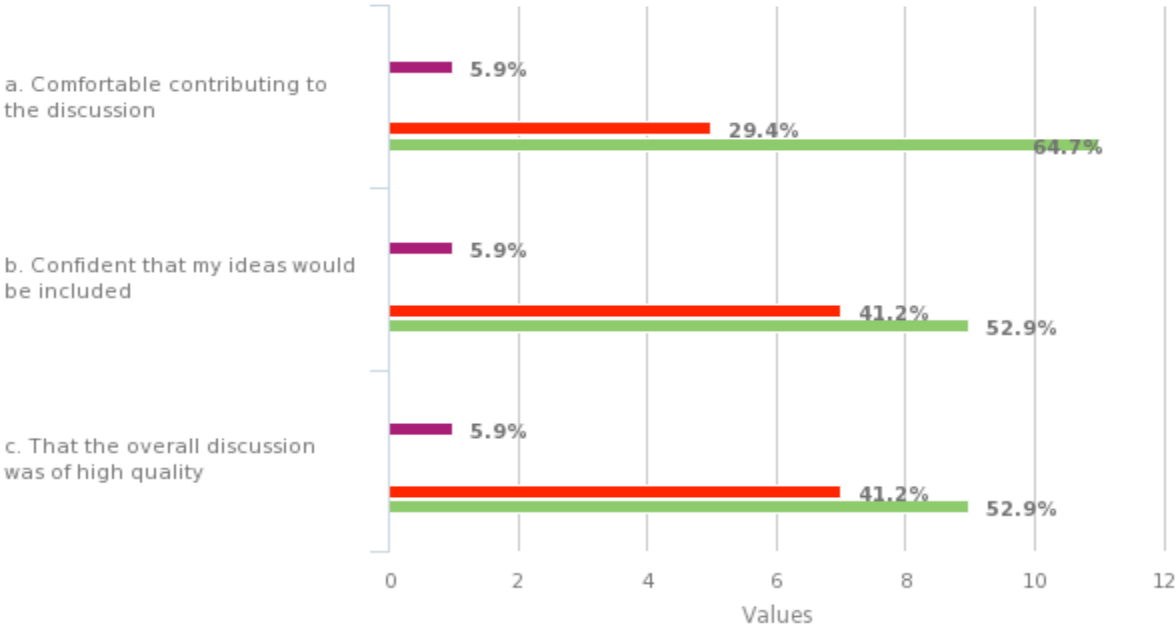
Question 4 The information presented at the meeting was:



Question 5 The meeting was worth my time to attend

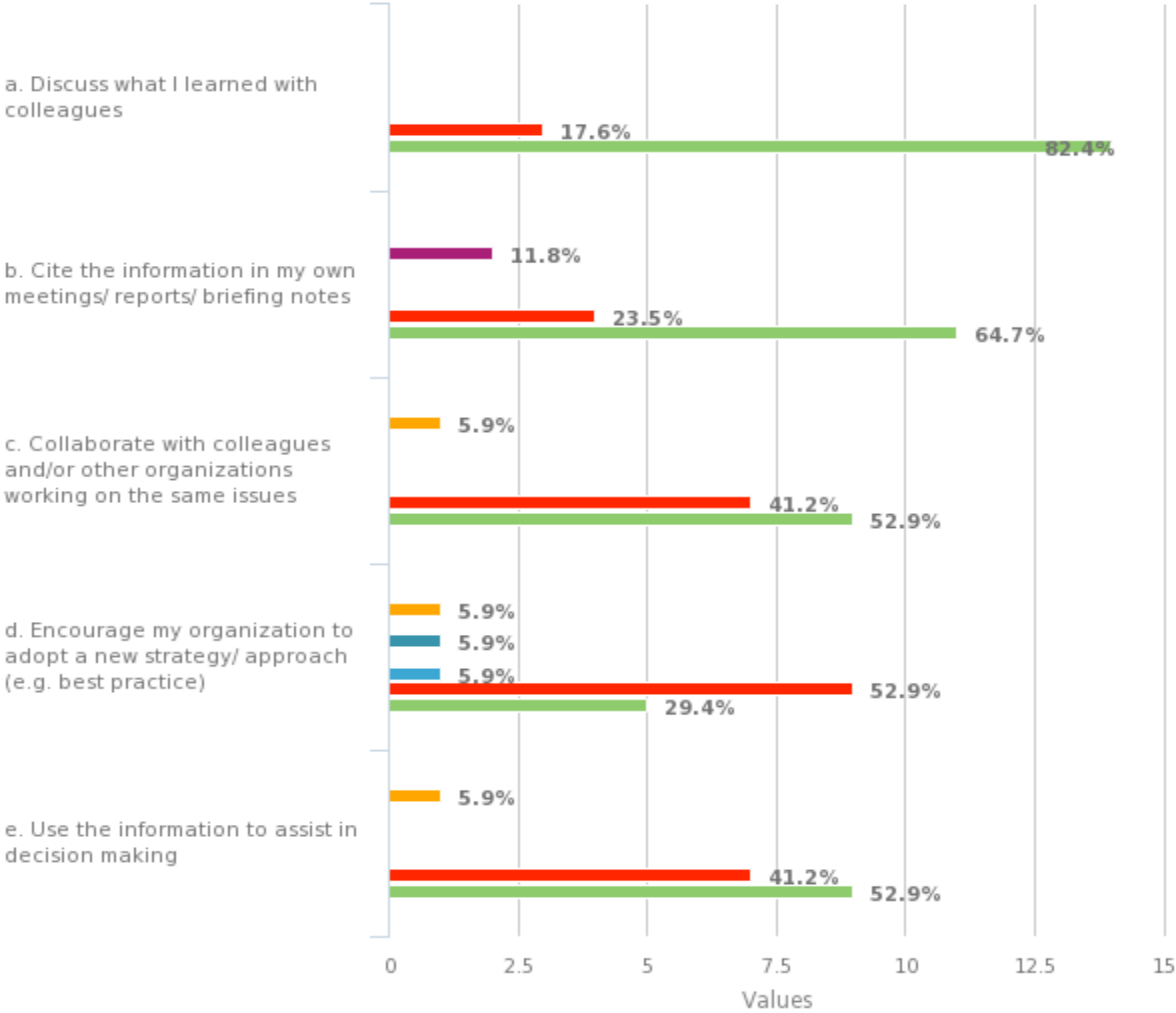


Question 6 During the meeting, I felt:



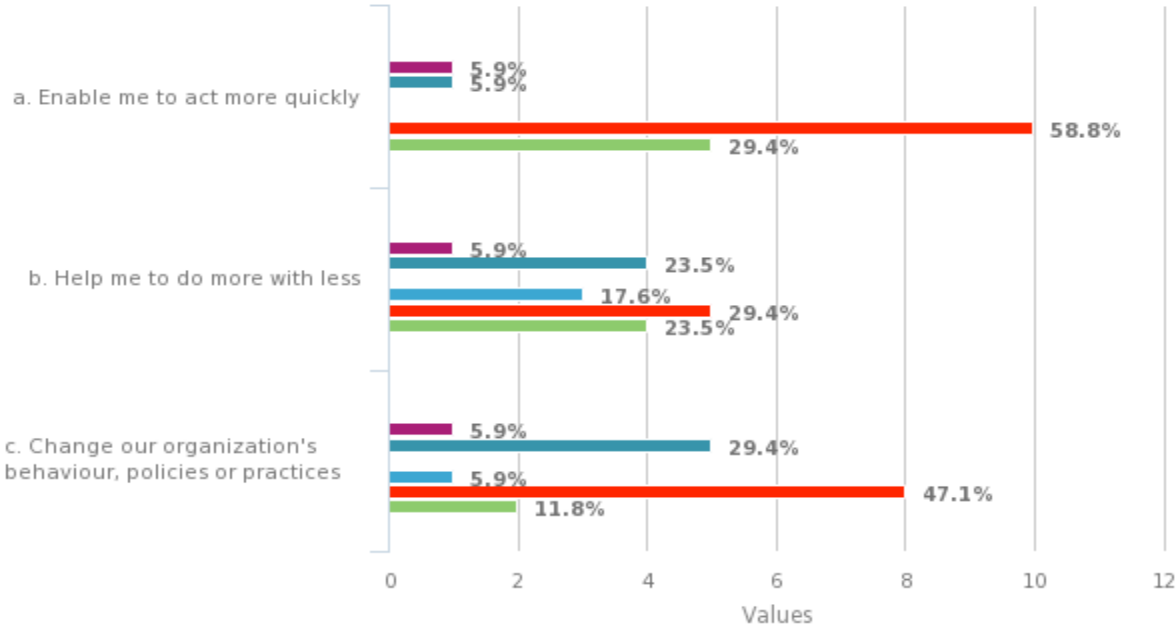
Strongly Agree **Agree** **Disagree** **Strongly Disagree**
Don't Know **Not Applicable** **Missing**

Question 7 As a result of attending the meeting, I plan to:



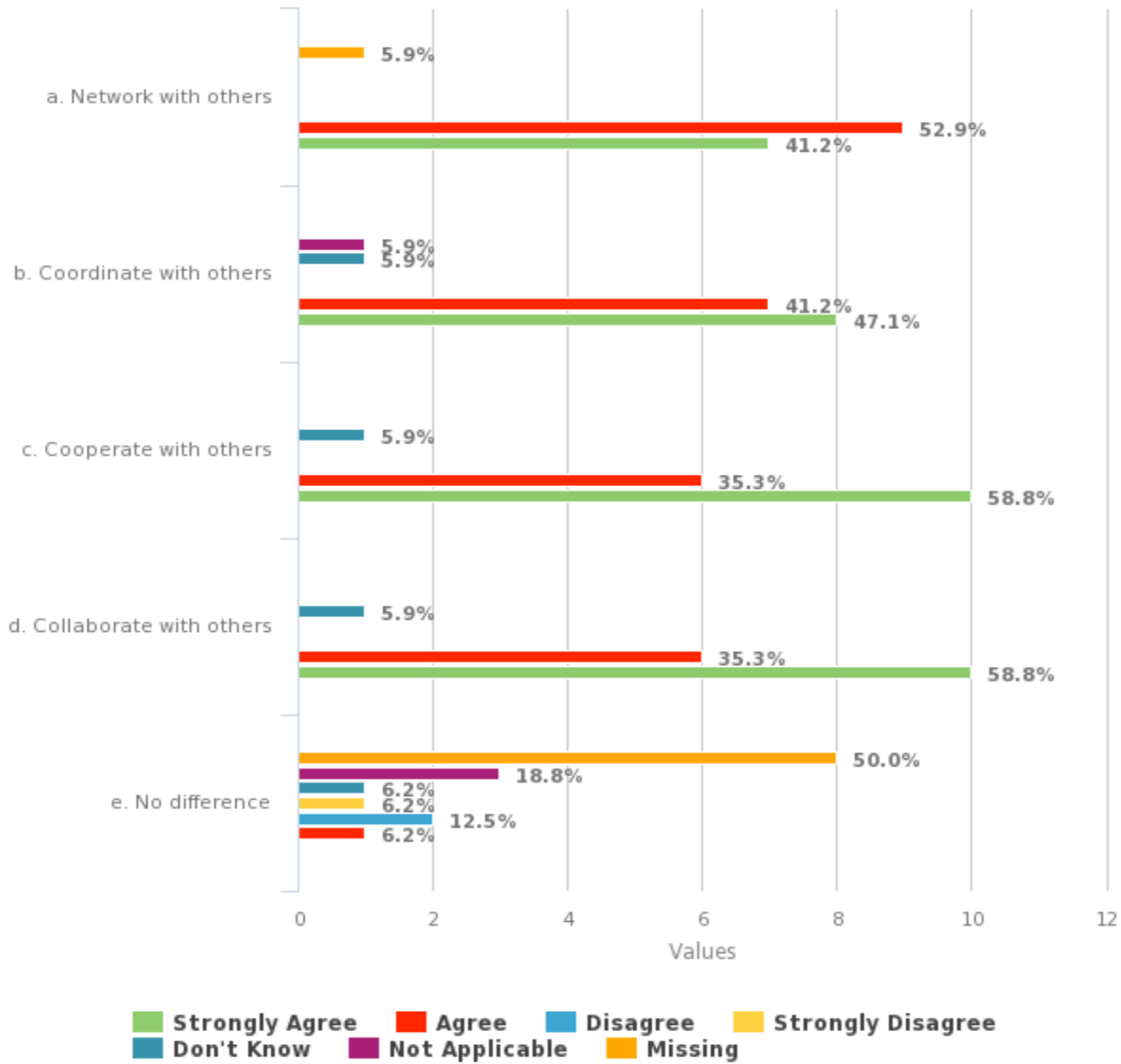
■ Strongly Agree
 ■ Agree
 ■ Disagree
 ■ Strongly Disagree
■ Don't Know
 ■ Not Applicable
 ■ Missing

Question 8 The information/activity take-away will:



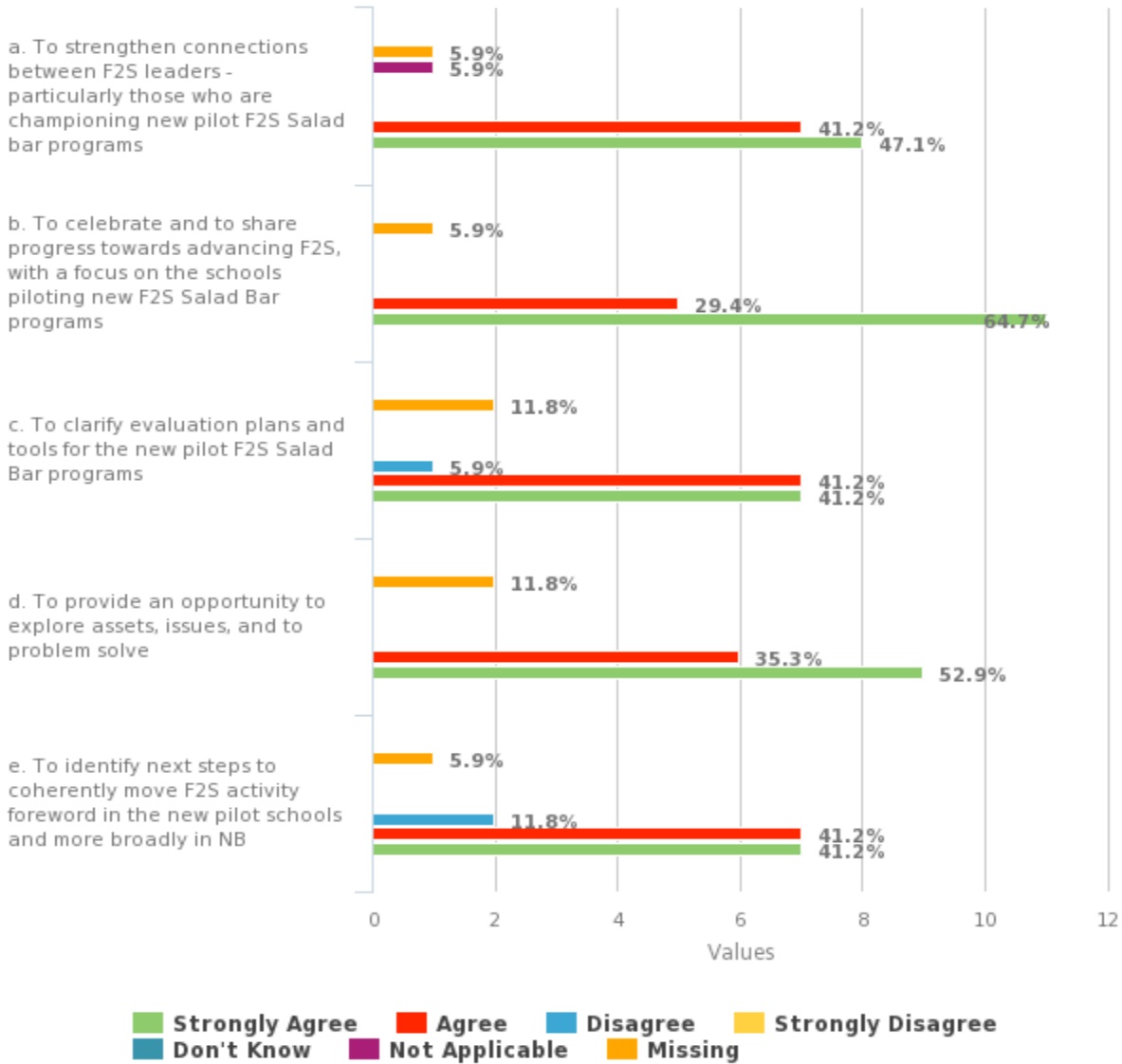
■ Strongly Agree
 ■ Agree
 ■ Disagree
 ■ Strongly Disagree
■ Don't Know
 ■ Not Applicable
 ■ Missing

Question 9 The knowledge/information gained from the meeting will lead me to:



| # | Response |
|----|--|
| 1. | We try to work within our school and broader community to develop connections that we make F2S sustainable (and possible). Growing, like the tendriled vines of a pumpkin, these connections into the community (region) will amke our work sustainable into the future! |
| 2. | La reunion a permi de faire la (?) a jour avec les partenaires provinciaux at nationalaux.... et a etablir des actions de suivi. |

Question 10 Did we meet the objectives of today's workshop?



Question 11 Please provide any other general feedback on the meeting:

The 8 response(s) to this question can be found in the appendix.












Appendix

Question 11 Please provide any other general feedback on the meeting: |

| # | Response |
|----|---|
| 1. | Yes! So great! |
| 2. | Need more info on assessment 1 evaluation. and moving forward. |
| 3. | As the only school in NL doing F2S the focus was on NB. However, it was inspiring to see where NB is now and what is possible in terms of school gardens, farm/food cooperatives and growth of F2S. |
| 4. | Enjoyed hearing that everyone has had the same problems at one time or another. |
| 5. | This meeting was very educational on methods of developing this program to become more successful within a corporate food service company. |
| 6. | Great to network with others having similar issues. |
| 7. | Very informative, motivating. Positive approach. |
| 8. | Super! |

Sondage sur le transfert et échange de connaissances

None
















| Réponse | Graphique | Pourcentage | Count |
|---|--|-------------|-----------|
| Clinicien/Fournisseur de soins de santé |  | 0.0% | 0 |
| Décideur politique |  | 0.0% | 0 |
| Décideur du système de santé |  | 0.0% | 0 |
| Travailleur du système de santé |  | 0.0% | 0 |
| Chercheur/Évaluateur |  | 0.0% | 0 |
| Praticien en santé publique/Promoteur de la santé |  | 0.0% | 0 |
| Épidémiologiste/Statisticien/Analyste |  | 0.0% | 0 |
| Spécialiste/Analyste des politiques |  | 0.0% | 0 |
| Patient/Défenseur des droits des patients |  | 0.0% | 0 |
| Représentant des Premières Nations, des Inuits ou des Métis |  | 0.0% | 0 |
| Autre (veuillez préciser): |  | 100.0% | 17 |
| Total des réponses | | | 17 |

None (Autre (veuillez préciser):)

| # | Réponse |
|-----|--|
| 1. | Farmer |
| 2. | Teacher |
| 3. | NB FSAN Intern |
| 4. | F2S Coordinators |
| 5. | Teacher. Developed F2S into St. Bon's College |
| 6. | Education assistant |
| 7. | Food Service Provider |
| 8. | Environmental communication |
| 9. | Community School Coordinator |
| 10. | Community coordinator |
| 11. | Farm provider. Collete et approvisionnement de produits locaux |
| 12. | Distract scolaire |
| 13. | Agente communautaire |

| | |
|-----|--------------------------------|
| 14. | Service alimentaire |
| 15. | Cooperative agricole/directeur |

None

| Réponse | Graphique | Pourcentage | Count |
|---|---|-------------|-----------|
| Agence provinciale ou territoriale sur le cancer |  | 0.0% | 0 |
| Ministère provincial ou territorial (de santé ou autre) |  | 0.0% | 0 |
| Ministère gouvernemental fédéral ou agence nationale |  | 0.0% | 0 |
| Agence gouvernementale locale ou régionale |  | 0.0% | 0 |
| Autorité régionale de la santé ou Réseau local d'intégration de la santé |  | 0.0% | 0 |
| Bureau de santé publique ou communautaire |  | 0.0% | 0 |
| Organisation de prestation de soins de santé |  | 0.0% | 0 |
| Établissement d'enseignement ou de recherche |  | 17.6% | 3 |
| Association professionnelle |  | 0.0% | 0 |
| Groupe de pression ou d'intérêt lié au cancer |  | 0.0% | 0 |
| Communauté ou organisation des Premières Nations, des Inuits ou des Métis |  | 0.0% | 0 |
| Organisation non gouvernementale |  | 23.5% | 4 |
| Organisation de consultation ou du secteur privé |  | 0.0% | 0 |
| Organisation ou agence internationale |  | 0.0% | 0 |
| Autre (veuillez préciser): |  | 58.8% | 10 |
| Total des réponses | | | 17 |

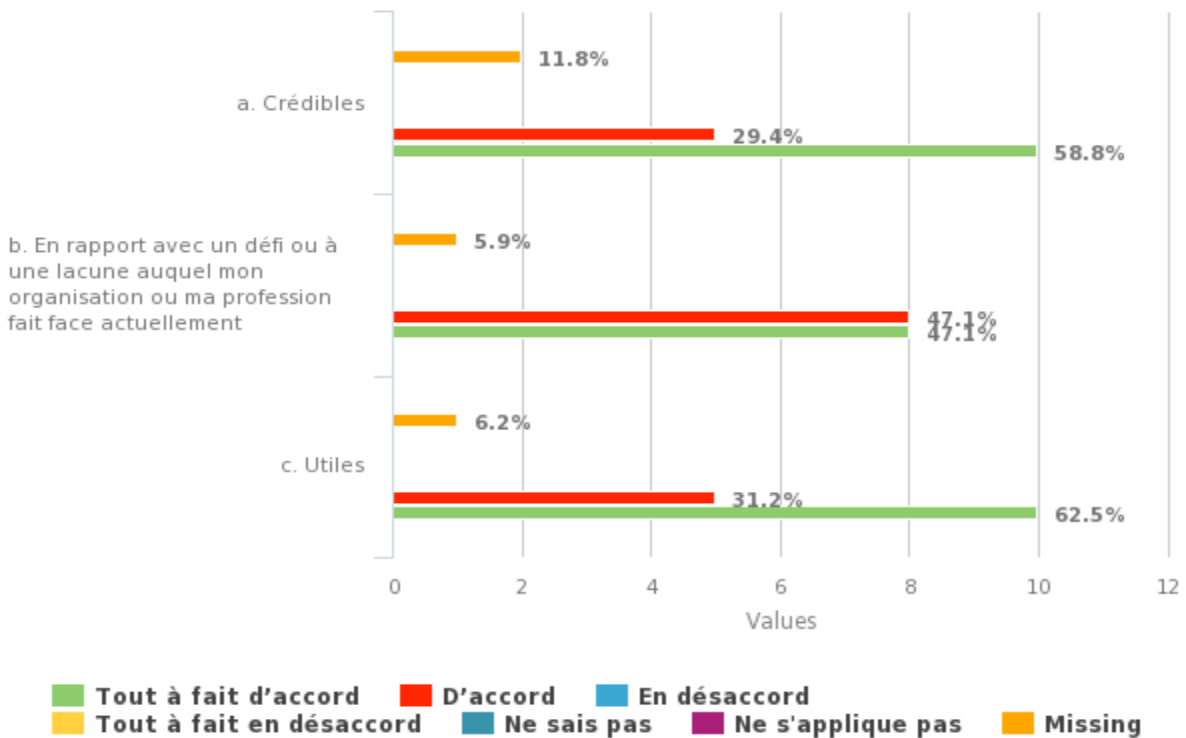
None (Autre (veuillez préciser):)

| # | Réponse |
|----|-------------------------------|
| 1. | Farmer |
| 2. | Education sector |
| 3. | Elementary school |
| 4. | Independent school |
| 5. | School |
| 6. | National Food Service Company |
| 7. | School |
| 8. | Cooperative Agricole |
| 9. | Education |

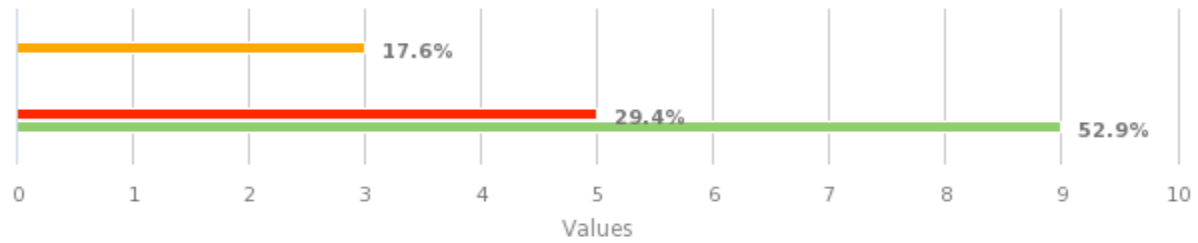
None

| Réponse | Graphique | Pourcentage | Count |
|---------------------------|-----------|-------------|-----------|
| Ensemble du Canada | | 5.9% | 1 |
| Alberta | | 0.0% | 0 |
| Colombie-Britannique | | 0.0% | 0 |
| Manitoba | | 0.0% | 0 |
| Nouveau-Brunswick | | 76.5% | 13 |
| Terre-Neuve et Labrador | | 11.8% | 2 |
| Nouvelle-Écosse | | 0.0% | 0 |
| Ontario | | 0.0% | 0 |
| Île-du-Prince- Édouard | | 0.0% | 0 |
| Québec | | 0.0% | 0 |
| Saskatchewan | | 0.0% | 0 |
| Territoires du Nord-Ouest | | 0.0% | 0 |
| Nunavut | | 0.0% | 0 |
| Yukon | | 0.0% | 0 |
| International | | 5.9% | 1 |
| Total des réponses | | | 17 |

None

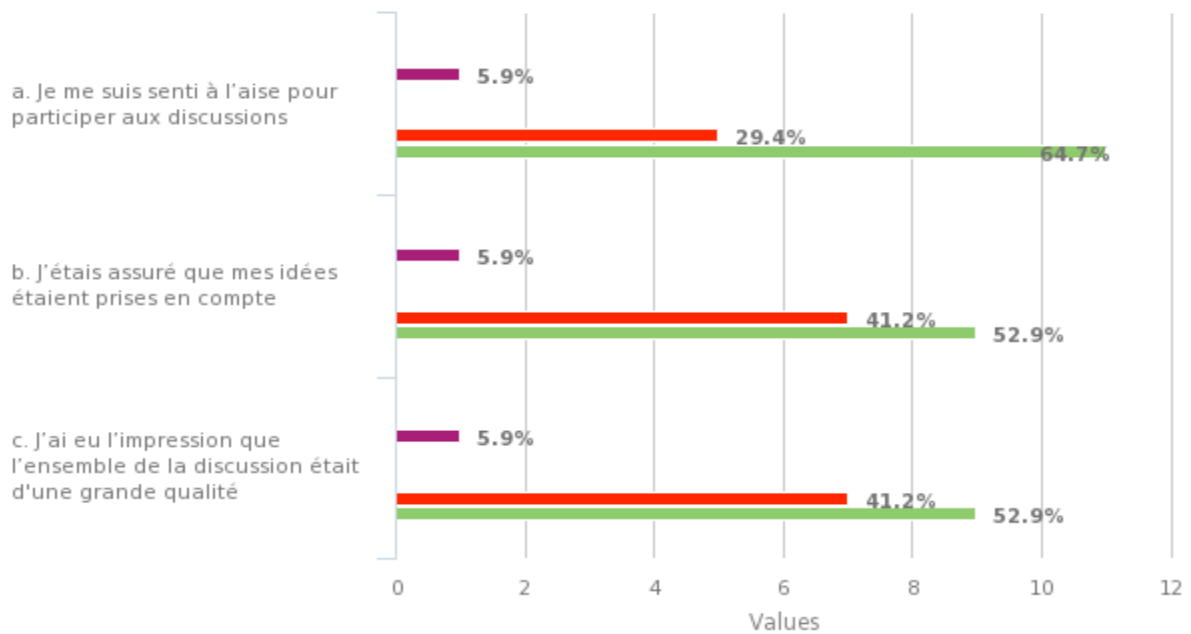


None



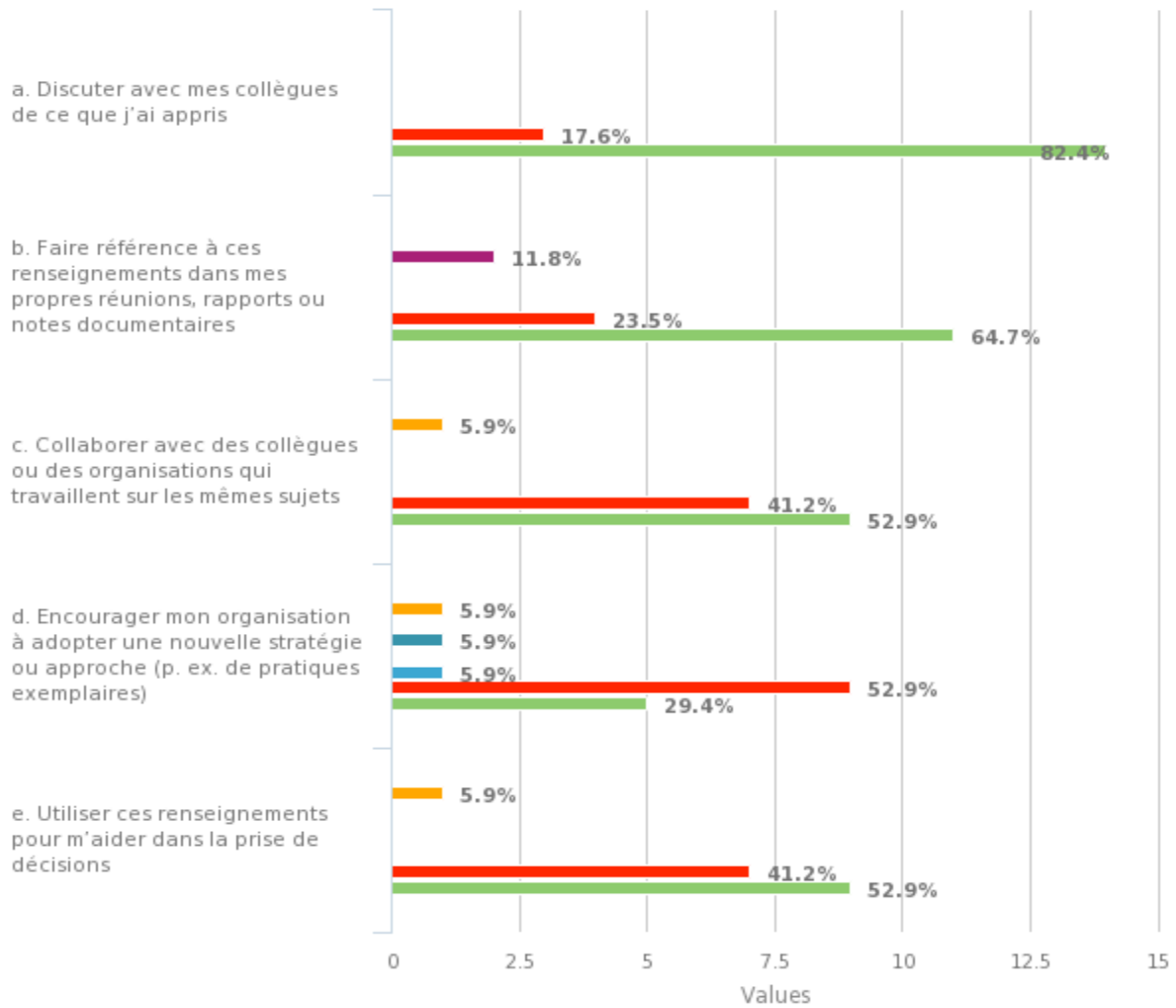
Tout à fait d'accord **D'accord** **En désaccord**
Tout à fait en désaccord **Ne sais pas** **Ne s'applique pas** **Missing**

None



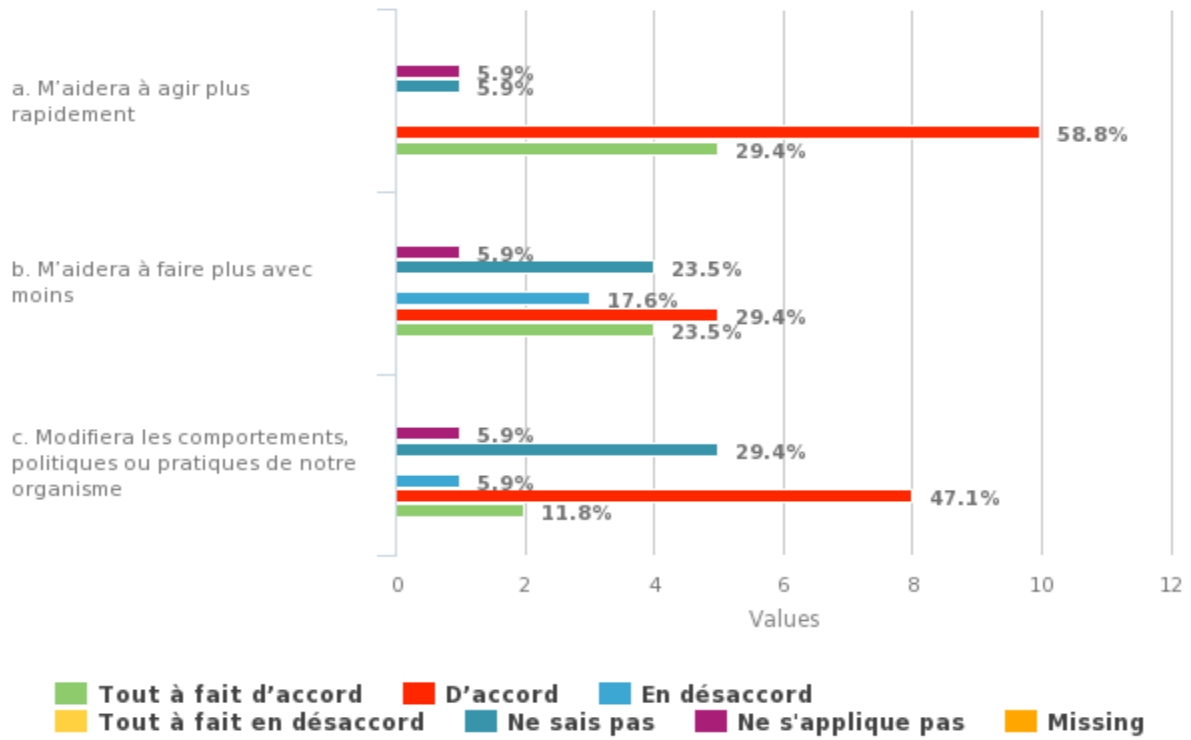
Tout à fait d'accord **D'accord** **En désaccord**
Tout à fait en désaccord **Ne sais pas** **Ne s'applique pas** **Missing**

None

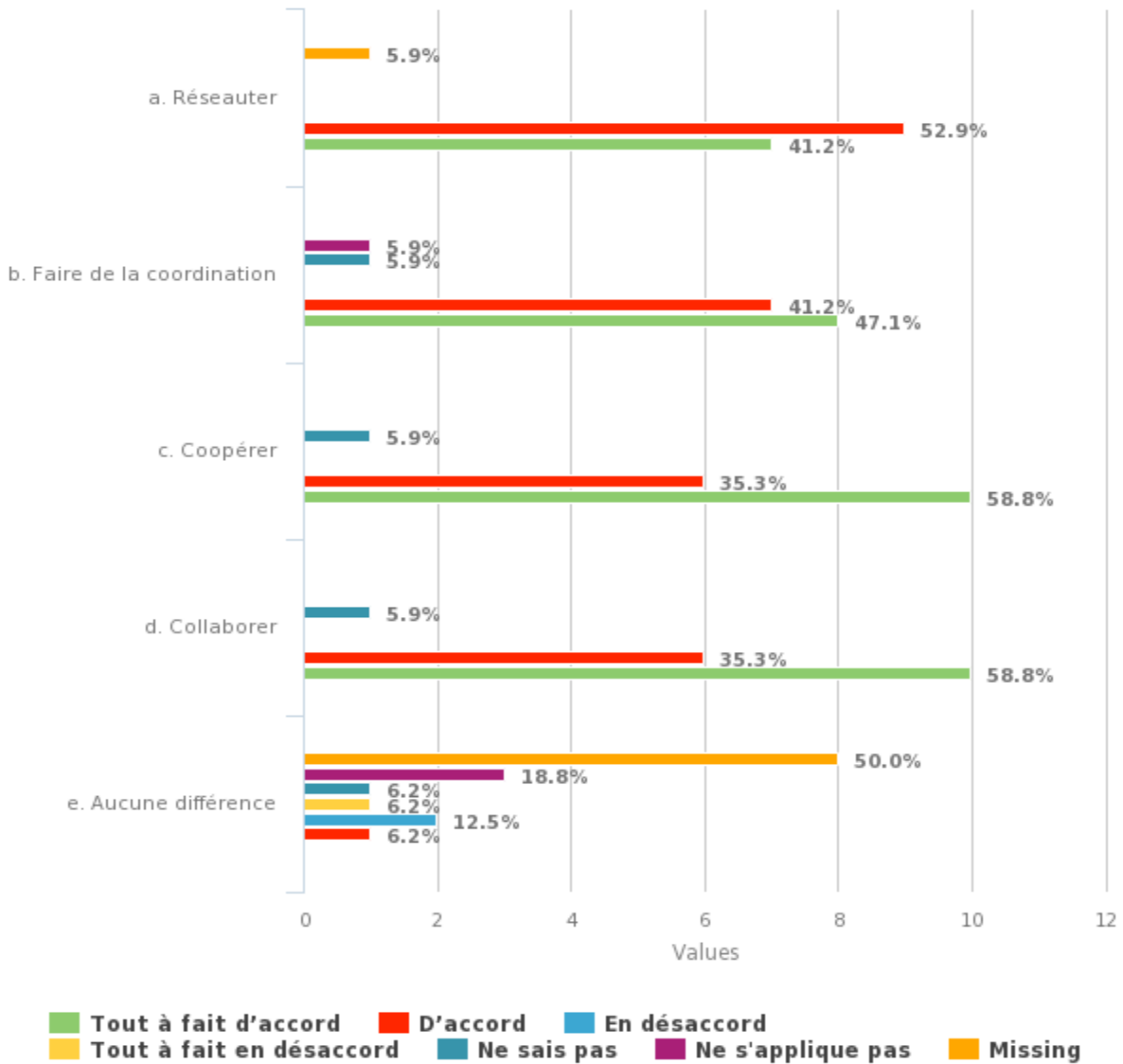


Tout à fait d'accord **D'accord** **En désaccord**
Tout à fait en désaccord **Ne sais pas** **Ne s'applique pas** **Missing**

None

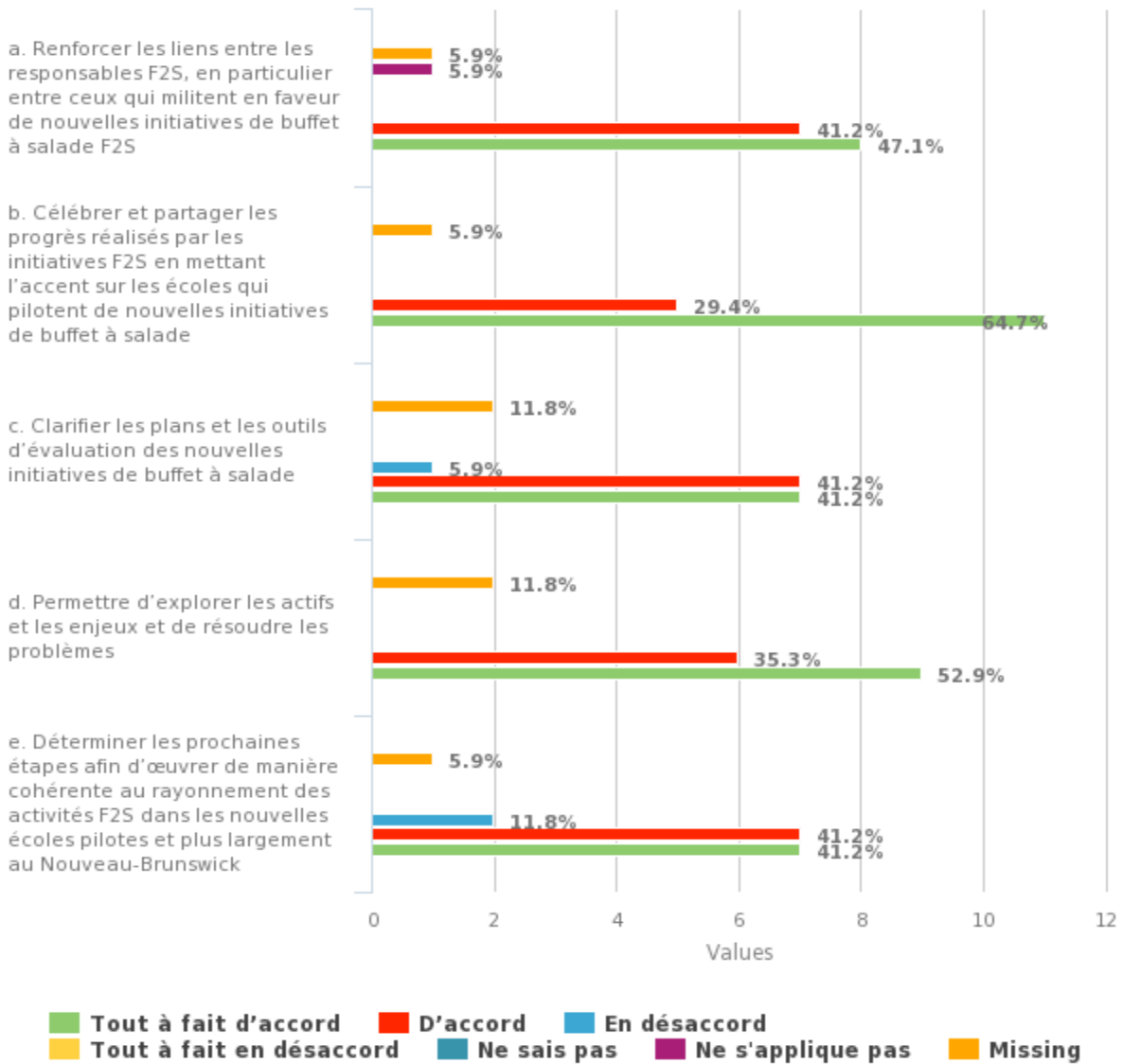


None



| # | Réponse |
|----|--|
| 1. | We try to work within our school and broader community to develop connections that we make F2S sustainable (and possible). Growing, like the tendriled vines of a pumpkin, these connections into the community (region) will amke our work sustainable into the future! |
| 2. | La reunion a permi de faire la (?) a jour avec les partenaires provinciaux at nationaux.... et a etablir des actions de suivi. |

None



None

La 8 réponse(s) à cette question se trouve dans l'annexe.

Annexe

|

| # | Réponse |
|----|---|
| 1. | Yes! So great! |
| 2. | Need more info on assessment 1 evaluation. and moving forward. |
| 3. | As the only school in NL doing F2S the focus was on NB. However, it was inspiring to see where NB is now and what is possible in terms of school gardens, farm/food cooperatives and growth of F2S. |
| 4. | Enjoyed hearing that everyone has had the same problems at one time or another. |
| 5. | This meeting was very educational on methods of developing this program to become more successful within a corporate food service company. |
| 6. | Great to network with others having similar issues. |
| 7. | Very informative, motivating. Positive approach. |
| 8. | Super! |